

Spherical Roller Bearings

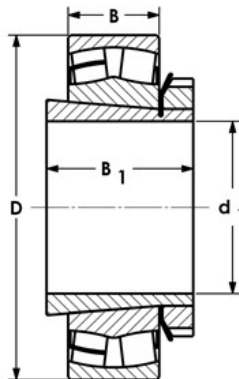


230 Series

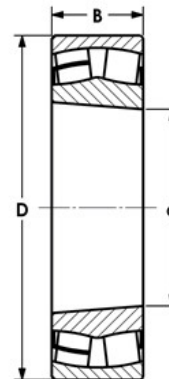
Tapered & Straight Bores



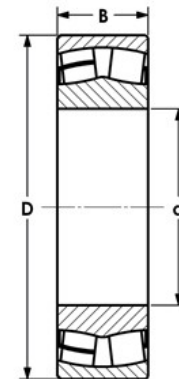
Models Available



Tapered Bore
Adapter Mounted



Tapered Bore



Straight Bore

230 Series (Taper Bores use H3000 or SNW Series Adapters)

| Taper Bore Bearing Part No. * | Straight Bore Bearing Part No. * | Dimensions (mm) | | | | | | Basic Load Ratings in kN | | Max. rpm | | Weight kg | |
|--|---|-----------------|-----|-----|------------------|------------------|----------------|-----------------------------|----------------|----------|------|--------------|--------|
| | | d | D | B | d ₁ * | | B ₁ | C | C ₀ | Grease | Oil | Bearing | Sleeve |
| | | | | | mm | in | | | | | | | |
| 23024K | 23024 | 120 | 180 | 46 | 110 | 4-3/16, 4-1/4 | 72 | 300 | 500 | 2000 | 2800 | 3.9 | 2.0 |
| 23026K | 23026 | 130 | 200 | 52 | 115 | 4-7/16, 4-1/2 | 80 | 370 | 600 | 1900 | 2600 | 5.6 | 2.9 |
| 23028K | 23028 | 140 | 210 | 53 | 125 | 4-15/16, 5 | 82 | 395 | 675 | 1800 | 2400 | 6.0 | 3.2 |
| 23030K | 23030 | 150 | 225 | 56 | 135 | 5-3/16, 5-1/4 | 87 | 435 | 745 | 1700 | 2200 | 7.3 | 3.9 |
| 23032K | 23032 | 160 | 240 | 60 | 140 | 5-7/16, 5-1/2 | 93 | 500 | 870 | 1700 | 2200 | 8.9 | 5.2 |
| 23034K | 23034 | 170 | 260 | 67 | 150 | 5-15/16, 6 | 101 | 620 | 1050 | 1600 | 2000 | 12.1 | 6.0 |
| 23036K | 23036 | 180 | 280 | 74 | 160 | 6-7/16, 6-1/2 | 109 | 720 | 1240 | 1400 | 1800 | 15.8 | 6.9 |
| 23038K | 23038 | 190 | 290 | 75 | 170 | 6-15/16, 7 | 112 | 750 | 1340 | 1300 | 1700 | 16.8 | 7.5 |
| 23040K | 23040 | 200 | 310 | 82 | 180 | 7-3/16 | 120 | 875 | 1525 | 1200 | 1600 | 21.5 | 9.2 |
| 23044K | 23044 | 220 | 340 | 90 | 200 | 7-15/16, 8 | 126 | 1040 | 1850 | 1100 | 1400 | 31.0 | 10.5 |
| 23048K | 23048 | 240 | 360 | 92 | 220 | 8-7/16, 9 | 133 | 1125 | 2075 | 1000 | 1300 | 33.9 | 13.0 |
| 23052K | 23052 | 260 | 400 | 104 | 240 | 9-7/16, 9-1/2 | 145 | 1400 | 2500 | 800 | 1100 | 49.0 | 16.0 |
| 23056K | 23056 | 280 | 420 | 106 | 260 | 9-15/16, 10-1/2 | 152 | 1500 | 2800 | 800 | 1000 | 52.5 | 17.7 |
| 23060K | 23060 | 300 | 460 | 118 | 280 | 10-15/16, 11 | 168 | 1890 | 3500 | 720 | 940 | 70.0 | 22.8 |
| 23064K | 23064 | 320 | 480 | 121 | 300 | 11-7/16, 12 | 171 | 1960 | 3850 | 680 | 880 | 77 | 24.6 |
| 23068K | 23068 | 340 | 520 | 133 | 320 | 12-7/16, 12-1/2 | 187 | 2310 | 4550 | 630 | 820 | 100 | 28.7 |
| 23072K | 23072 | 360 | 540 | 134 | 340 | 12-15/16, 13-1/2 | 188 | 2370 | 4700 | 590 | 770 | 110 | 30.5 |
| 23076K | 23076 | 380 | 560 | 135 | 360 | 13-15/16, 14 | 193 | 2500 | 5150 | 550 | 720 | 115 | 35.8 |
| 23080K | 23080 | 400 | 600 | 148 | 380 | 15 | 210 | 2980 | 6050 | 520 | 680 | 140 | 41.3 |
| 23084K | 23084 | 420 | 620 | 150 | 400 | 15-3/4 | 212 | 3100 | 6400 | 490 | 640 | 150 | 43.7 |
| 23088K | 23088 | 440 | 650 | 157 | 410 | 16-1/2 | 228 | 3300 | 6850 | 470 | 610 | 175 | 65.2 |
| 23092K | 23092 | 460 | 680 | 163 | 430 | 17 | 234 | 3600 | 7450 | 450 | 580 | 200 | 69.5 |
| 23096K | 23096 | 480 | 700 | 165 | 450 | 18 | 237 | 3650 | 770 | 420 | 550 | 210 | 73.3 |

*Note: Part No. Suffix C3W33 (C3 = Internal Clearance, W33 = Lube Groove) will be provided unless otherwise specified.
K = Taper Bore, without K = straight bore. For Taper Bore (K) bearings, use the H3000 Series adapters.