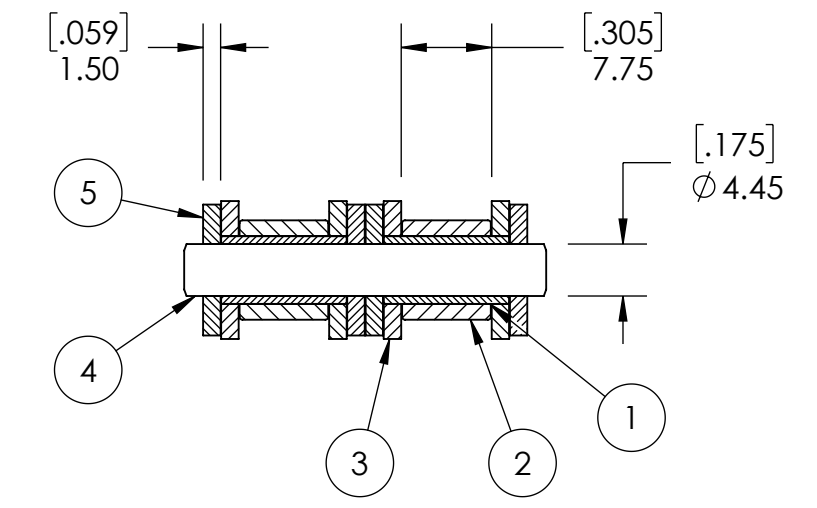
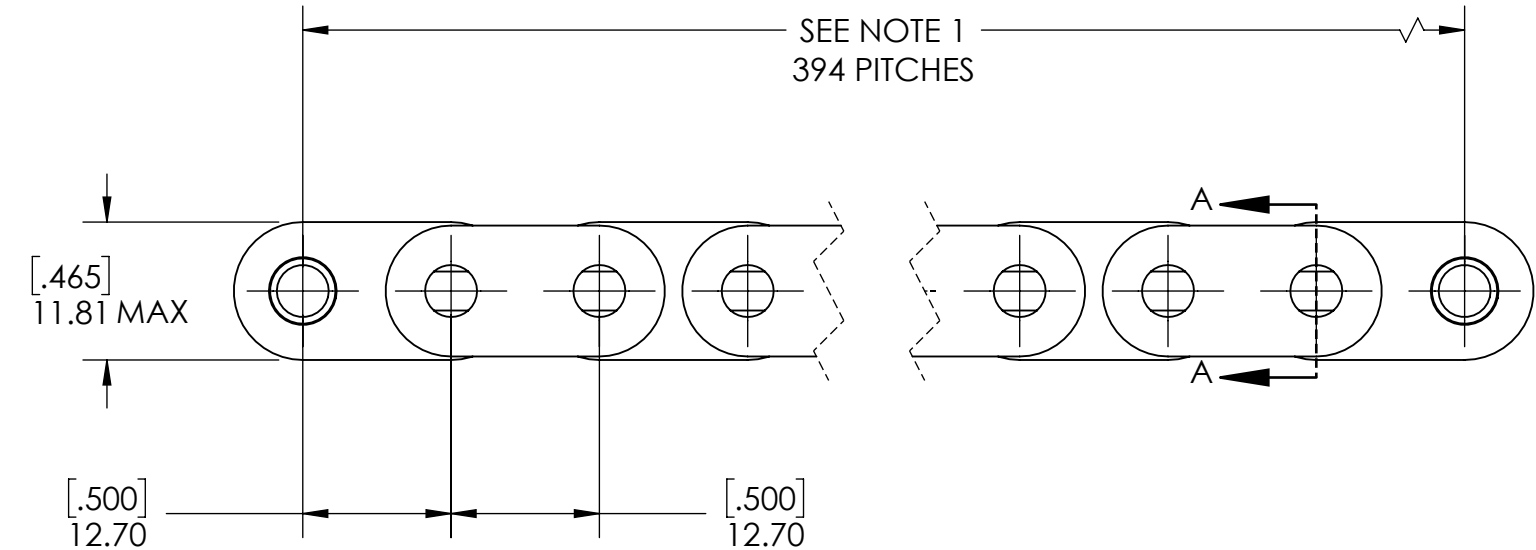
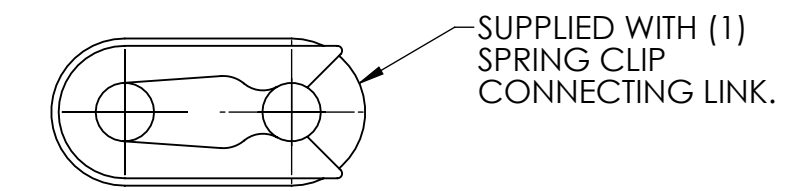
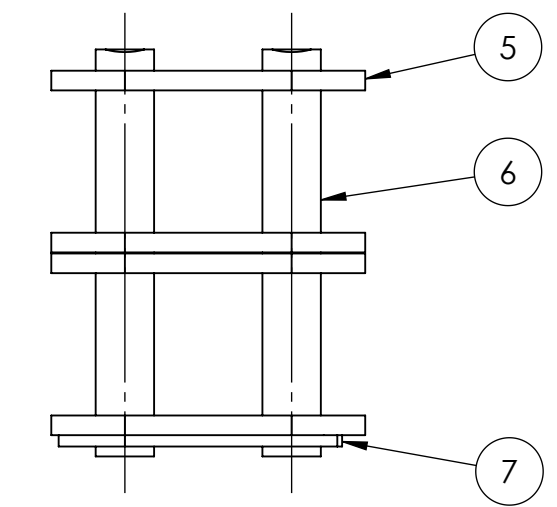
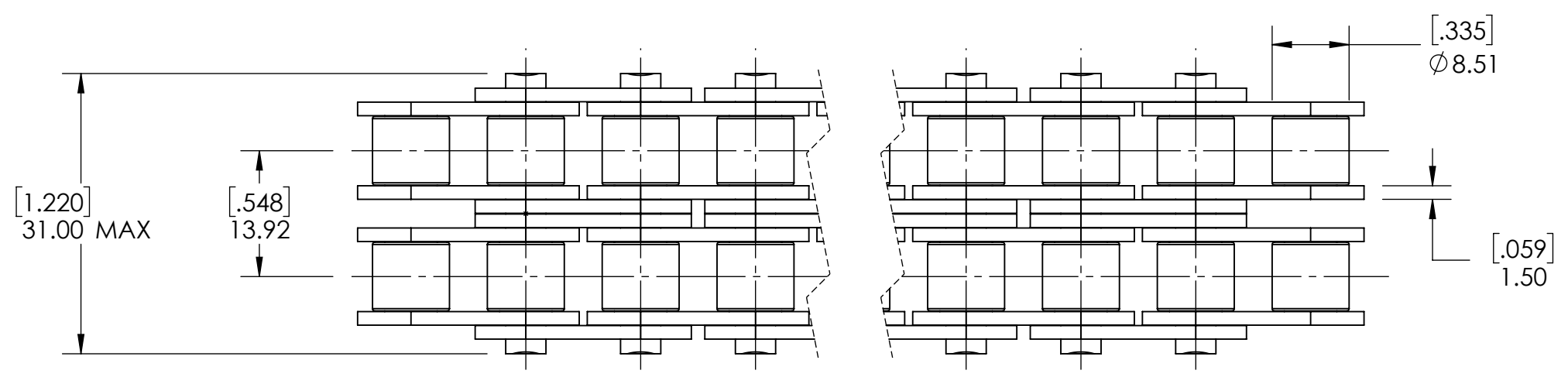


9 8 7 6 5 4 3 2 1

G  
F  
E  
D  
C  
B  
A

G  
F  
E  
D  
C  
B  
A



SECTION A-A

7	E08B SPRING CLIP	STEEL	N/A
6	E08B-2GL CONNECTING LINK PIN	STEEL	N/A
5	E08BGL OUTER PLATE	STEEL	N/A
4	E08B-2GLRIV PIN	STEEL	N/A
3	E08BGL INNER PLATE	STEEL	N/A
2	E08BGL ROLLER	STEEL	N/A
1	E08BGL BUSHING	STEEL	N/A
ITEM NO.	PART NUMBER	MATERIAL	COATING

NOTES:  
1. SUPPLIED IN LENGTHS OF 5 METERS. ACTUAL LENGTH IS 5017 mm.

CHAINS SPECIFICATIONS		WEIGHT	
UNITS	mm (INCH)	16.04 LBS	
CHAIN NO.	08B	MATERIAL SEE BOM	
PITCH	0.5 IN	COATING ANTI-RUST OIL	
ROLLER DIAMETER	8.51 mm	DRAWN	SEC 07/14/2025
INNER WIDTH	7.75 mm	CHECKED	PT 07/15/2025
AVERAGE ULTIMATE TENSILE STRENGTH	7373.73 LBS	APPROVED	
CONNECTING LINK TYPE	SPRING CLIP	THIRD ANGLE PROJECTION	
PIN CONSTRUCTION	SOLID	DWG. NO.	
PIN RETENTION	RIVETED	PROPRIETARY AND CONFIDENTIAL	
INDUSTRY STANDARD	ISO 606	THE INFORMATION CONTAINED IN THIS DRAWING IS THE SOLE PROPERTY OF SOLVE IMG. ANY REPRODUCTION IN PART OR AS A WHOLE WITHOUT THE WRITTEN PERMISSION OF SOLVE IMG IS PROHIBITED.	



DATE	BY	REVISION DESCRIPTION	REV
ITEM DESCRIPTION: E08B-2GLRIV			SCALE 1:1
			REV -

9 8 7 6 5 4 3 2 1