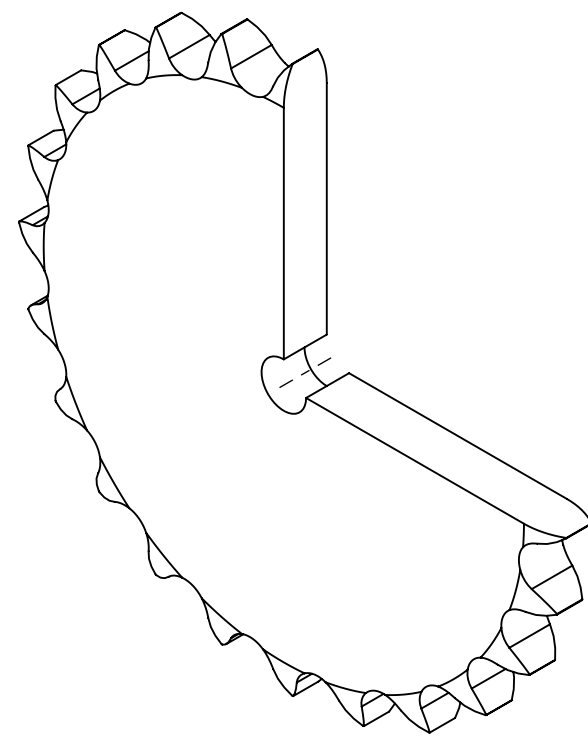
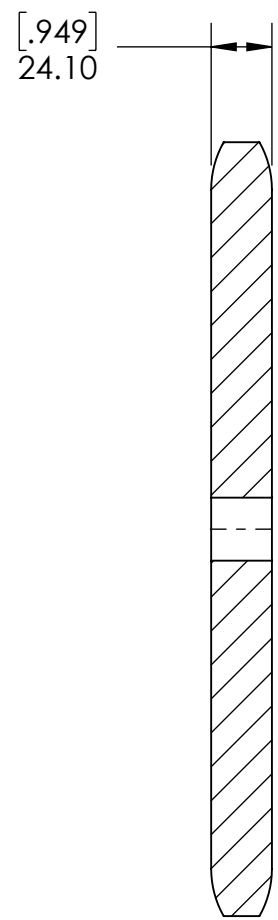
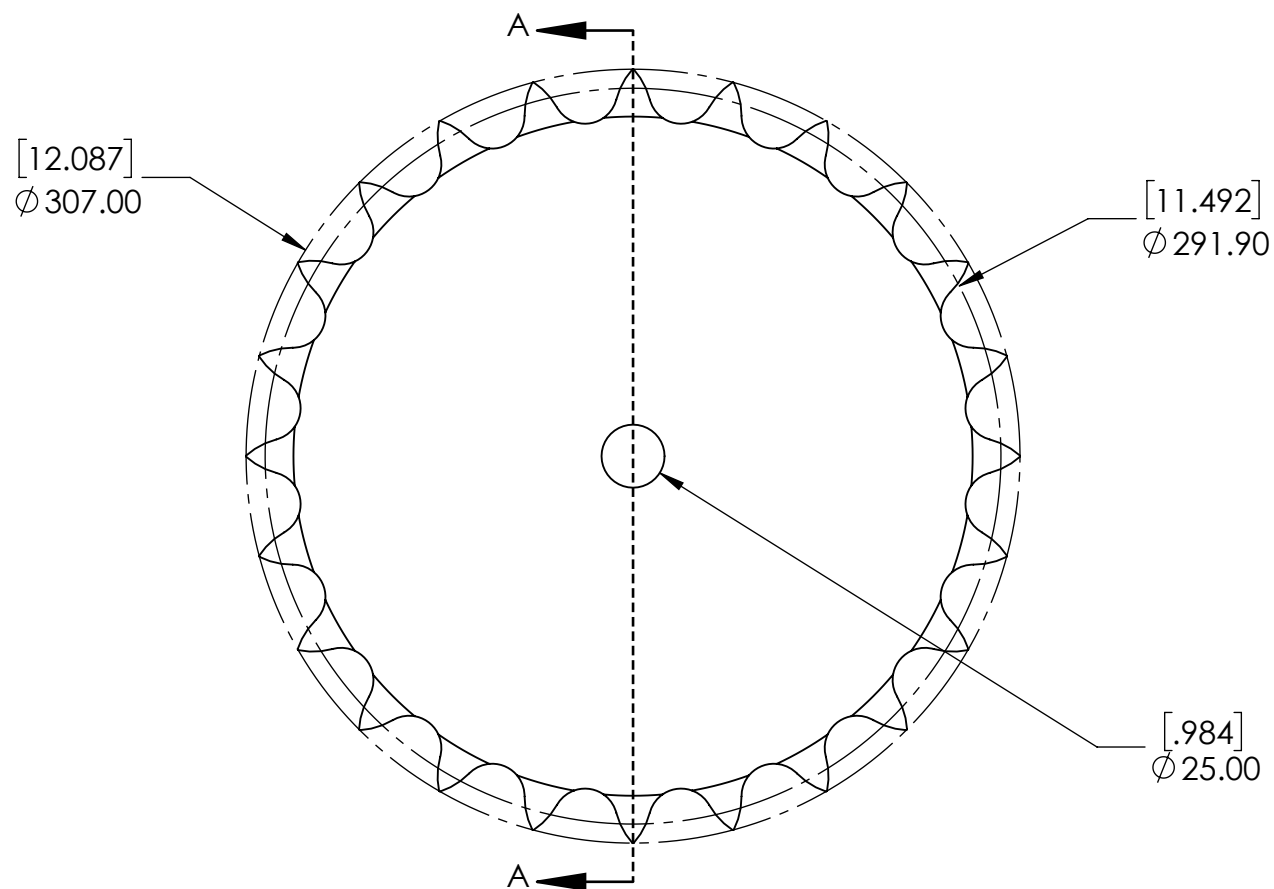


9 8 7 6 5 4 3 2 1

G  
F  
E  
D  
C  
B  
A

G  
F  
E  
D  
C  
B  
A



SECTION A-A

| SPROCKETS SPECIFICATIONS |            | WEIGHT    |             | DATE       |  | BY                |  | REVISION DESCRIPTION |  | REV      |
|--------------------------|------------|-----------|-------------|------------|--|-------------------|--|----------------------|--|----------|
| UNITS                    | mm (INCH)  | 25.42 LBS |             |            |  |                   |  |                      |  |          |
| CHAIN SIZE               | 24B        | MATERIAL  | STEEL       |            |  |                   |  |                      |  |          |
| PITCH                    | 38.10 mm   | COATING   | BLACK OXIDE |            |  |                   |  |                      |  |          |
| INNER WIDTH              | 25.40 mm   | DRAWN     | SEC         | 07/21/2025 |  |                   |  |                      |  |          |
| ROLLER DIA.              | 25.40 mm   | CHECKED   | PT          | 07/25/2025 |  |                   |  |                      |  |          |
| TOOTH WIDTH              | 24.10 mm   | APPROVED  |             |            |  |                   |  |                      |  |          |
| NUMBER OF TEETH          | 24         |           |             |            |  | ITEM DESCRIPTION: |  | 24B-24A              |  | SCALE    |
| HUB STYLE                | A          |           |             |            |  |                   |  |                      |  | DWG. NO. |
| BORE TYPE                | PLAIN BORE |           |             |            |  |                   |  |                      |  | REV      |
| BUSHING NUMBER           | N/A        |           |             |            |  |                   |  |                      |  | -        |

9 8 7 6 5 4 3 2 1